



**STRENGTH THROUGH
INNOVATION AND
DESIGN**



Compact



evo







MORE INNOVATION, MORE ADVANTAGES

Our courage in innovation has a clear goal. Every time we optimise, we enhance the user-friendliness and efficiency of our machinery. We identify the challenges of the future, and give you a solution today.

www.wm-on-ice.com

Pinguino




PETITE AND AGILE


With the nippy little WM Pinguino, cleaning and caring for smaller ice surfaces is a breeze: It planes ice with the greatest of efficiency, and guarantees outstanding ice quality on mobile ice rinks and for events. Its up-front driver's seat ensures a clear, all-round view and outstanding ease of use for the driver, even for inexperienced operators.



Disney On Ice
LANXESS arena Cologne

OVERVIEW

Snow tank volume 
1 m³ / compacted 1.25 m³

Water tank volume 
340 l

Blade width 
1,400 mm

For ice surfaces 
of up to 800 m²



„Agile, comfortable to use and outstanding ice resurfacing: With the WM Pinguino, we create the perfect ice conditions for our events!“



Raphael Fink

Pond Hockey Championship
Ritten / Italy



Compact



PERFECT FOR YOUR EVENT


The WM Compact is the compact professional ice resurfer of choice for smaller ice rinks and large mobile ice rinks. With powerful diesel engine drive for outdoor operations or electric model with emission-free AC motor for indoor use.



WM Compact
Diesel


OVERVIEW

Snow tank volume 
1.8 m³ / compacted 2.25 m³

Water tank volume 
600 l

Blade width 
1,700 mm

For ice surfaces 
of up to 1,200 m²



PROFESSIONAL ICE RESURFACING

The robust WM Compact is easy to operate and provides outstanding comfort for the driver. With its tried and tested planing system, snow-breaker and integrated side brushes, the WM Compact guarantees perfect, professional ice resurfacing and the hydraulic brushes ensure flawless resurfacing to professional standards.



S hira



STADIUM EFFICIENCY


Powerful drive with electric engines and a combined snow and water tank volume: The WM Shira is ideal for the professional resurfacing of stadium rinks. It boasts an incredible price/quality ratio together with outstanding versatility and user-friendliness.



WM Shira
Iceforum Latsch

OVERVIEW

Snow tank volume 
3 m³ / compacted 3.6 m³

Water tank volume 
1,000 l / 1,350 l / 1,800 l
+ Snow tank-water tank connection
2,000 l / 2,350 l / 2,800 l

Blade width 
2,100 mm or 2,300 mm

For ice surfaces 
of up to 1,800 m²



+	-	+	-
+	-	+	-
+	-	+	-
+	-	+	-



+	-
+	-
+	-
+	-

NEED MORE THAN 2,000 LITRES OF WATER? NO PROBLEM!

The water and snow tanks can easily be connected into one water tank, giving you a total volume of around 2,000 litres of water even in the standard model.





THE CHAMPION OF THE STADIUM


Pinpoint precision, easily adjustable power feed and smooth operation for the driver: The WM Mammoth features outstanding user-friendliness and safety. High-performing, maintenance free AC motors, rapid blade-change system and a large snow and water tank capacity guarantee outstanding efficiency.



WM Mammoth
Arena Ritten

OVERVIEW

Snow tank volume 
3 m³ / compacted 3.6 m³

Water tank volume 
1,000 l / 1,350 l / 1,800 l
+ Snow tank-water tank connection
2,000 l / 2,350 l / 2,800 l

Blade width 
2,100 mm / 2,300 mm /
2,500 mm
Blade change < 60 seconds

For ice surfaces 
of up to 1,800 m²



HEADING TOWARDS THE FUTURE WITH AUTOPILOT

With WM Autopilot the vehicle covers the whole ice rink on a predefined route, and is capable of completely resurfacing the ice rink without a driver. WM Autopilot is controlled by means of an app, while the redundant safety system guarantees that the vehicle can be stopped at all times when on autopilot mode. The best assistant an ice-master could ever want!



evo²




OUTSTANDING PERFORMANCE FOR LARGE-SCALE OPERATIONS


The WM evo² has been purpose-designed for resurfacing large stadiums and ice rinks. With its diesel, petrol or electric engines, rapid blade-change systems and combinable snow and water tank volume, it fulfils even the most demanding of requirements.




WM evo²
Max Aicher Arena

OVERVIEW

Snow tank volume
4.1 m³ / compacted 5.1 m³ 

Water tank volume
1,200 or 1,400 or 2,000 l 
+ Snow tank-water tank connection
2,550 or 2,750 or 3,350 l

Blade width
2,300 mm or 2,500 mm 
Blade change < 60 seconds

For ice surfaces
of over 4,200 m² 



„Our arena is a training centre for international teams and a venue for major sporting events. Perfect ice quality is an absolute must! With the WM evo², I can guarantee perfect ice rinks.“



Toni Doppler

Ice expert at the Max Aicher Arena
Inzell / Germany





W. M. GmbH

Breiner Straße 15

I-39053 Blumau

Tel. +39 0471 353 332

info@wm-technics.com

www.wm-on-ice.com

A company from

südtirol

